










Color Options

Wood Grain

| | | | |
|--|--|---|---|
|  |  |  |  |
| Bi-Directional American Walnut* | Bi-Directional English Oak | Bi-Directional Ash | Bi-Directional Mahogany |
|  |  |  |  |
| Uni-Directional American Walnut | Uni-Directional English Oak | Uni-Directional Ash | Uni-Directional Mahogany |
|  | <p>The pre-painted wood grain finish is baked on to ensure a durable and long lasting door. Steel wood grain colors feature a 10 year finish warranty.</p> <p>Bi-Directionals feature a light stucco embossment. Uni-Directionals feature a wood grain embossment. *Bi-Directional American Walnut not available on 70, 71, 72, 73, 74, 80, 81, 82 & 90 models</p> | | |
| Uni-Directional Graywood | | | |

Solid

| | | | |
|--|---|---|---|
|  |  |  |  |
| Polar White | Almond | Sahara Tan | Sandstone |
|  |  |  |  |
| Bronze | Brown | Espresso | Gray |
|  |  | <p>**Carbon Black includes a cool chemistry paint finish but is not recommended for projects with extreme exposures to heat and sunlight.</p> | |
| Charcoal | Carbon Black** | | |


Due to the printing process, colors may vary.
For accurate color samples, contact a Haas Door dealer for a color selector.

FEATURES

- 1³/₈" Thick with Full Thermal Break
- 0.106 Tested U-Factor
- Environmentally Compliant Polyurethane Insulation
- 26-Gauge Galvanized Steel
- Available with Wind Load & Impact Options
- Decorative Glass Options (pg 24)
- SelectView Options (pg 22-23)
- 35 Window Options (pg 25-27)
- Industry Leading Warranty
 - Lifetime Rust-Through & Delamination
 - 10 Year Finish
 - 6 Year Hardware
 - 3 Year Spring
 - 1 Year All Other Components



A **Full Thermal Break** is used in the tongue-and-groove construction of all 600 series doors. This rigid vinyl extrusion seals the joints and eliminates metal-to-metal contact, which limits the transfer of temperature.



Panel Options



Flush Model 610
All colors except Bi-Directional wood grains
Carriage Windows p24 & 25
Ranch Windows p24 & 26
TL Windows p26
Standard Windows p24 & 27



V-Groove Model 612
All colors except Bi-Directional wood grains
TL Windows p26



Ribbed Short Panel Model 660
Carriage Windows p24 & 25
Model 672
Ranch Windows p24 & 26
Model 682
Standard Windows p24 & 27



Recessed Short Panel Model 661
Carriage Windows p24 & 25
Model 671
Ranch Windows p24 & 26
Model 681
Standard Windows p24 & 27



Ribbed Long Panel Model 664
Carriage Windows p24 & 25
Model 674
Ranch Windows p24 & 26



600 Series / 1 3/8" thick / 0.106 Tested U-Factor

668 in carbon black with 3-pane windows

LIMITED
LIFETIME
WARRANTY



Texas/Non-Texas
Wind Load
Impact/Non-Impact



Florida/Non-Florida
Wind Load
Impact/Non-Impact

MIAMI-DADE COUNTY
APPROVED



670 in graywood with plain windows




660 in bi-directional american walnut with 3-pane windows



ing Panel

ows p24 & 25
ws p24 & 26



Recessed Long Panel
Model 663

(Not available in 24" sections)
Carriage Windows p24 & 25
Model 673
(Not available in 24" sections)
Ranch Windows p24 & 26



Raised Ranch Panel
Model 670

Ranch Windows p24 & 26
Model 667 ◊
Carriage Windows p24 & 25
Model 687 ◊
Standard Windows p24 & 27



Raised Standard Panel
Model 680

Standard Windows p24 & 27
Model 668 ◊
Carriage Windows p24 & 25
Model 678 ◊
Ranch Windows p24 & 26



Raised Sculptured Panel
Model 690

Standard Windows p24 & 27
Model 669 ◊
Carriage Windows p24 & 25
Model 679 ◊
Ranch Windows p24 & 26

◊ = Due to variances in window sizes, not all window and panel stamp configurations align.

Insulated Steel